

Common Lottery Board

Quarterly Meeting
January 26, 2023



Agenda

01 | Roll Call

02 | Updates

- School Updates
- EdFEST 2022 Recap
- SY2023-24 Application Trends

03 | Looking Forward

- Future of EdFEST Working Group
- Boundary Study
- Data Request/s



DC'S PUBLIC
SCHOOL LOTTERY

Common Lottery Board Roll Call

	Member	Organization
Voting Members	Paul Kihn	Deputy Mayor for Education
	Daniela Anello	DC Bilingual PCS
	Ijeoma Anyanwu	DC Public Schools
	Emerald Becker	DC Public Schools
	Hilary Darilek	E.L. Haynes PCS
	Chyanne Eyde	DC Public Schools
	Charis Sharp	Latin American Montessori Bilingual PCS
Non-Voting Members	Michelle Walker-Davis	DC Public Charter School Board
	Christina Grant	Office of the State Superintendent for Education
	Amy Lerman	My School DC

Updates: Schools

Schools Growing by One Grade

School Name	Grade Added (Grade Span)
Achievement Prep PCS – Wahler Place Elementary	5th (PK3 to 5th)
Breakthrough Montessori PCS	6th (PK3 to 6th)
Center City PCS – Trinidad/NOMA	PK3 (PK3 to 8th)
DC Prep PCS – Anacostia Middle	7th (4th to 7th)
Digital Pioneers Academy PCS – Capitol Hill	11th (9th to 11th)
Elise Whitlow Stokes Community Freedom PCS – East End	5th (PK3 to 5th)
Girls Global Academy PCS	12th (9th to 12th)
Global Citizens PCS	1st (PK3 to 1st)


School Name	Grade Added (Grade Span)
I Dream PCS	5th (PK3 to 5th)
LEARN DC PCS	3rd (PK3 to 3rd)
Lee Montessori PCS – East End	3rd (PK3-3rd)
Mundo Verde – Calle Ocho	4th (PK3-4th)
Paul PCS – Middle School	5th (5th to 8th)
Rocketship PCS – Infinity Community Prep	5th (PK3 to 5th)
The Sojourner Truth PCS	10th (6th to 10th)
Washington Latin PCS – Anna Julia Cooper Campus	7th (5th to 7th)

SY2023-24 Equitable Access Preference



Charter LEAs	
1	Breakthrough Montessori PCS
2	DC Bilingual PCS
3	DC Wildflower PCS – The Riverseed School
4	Digital Pioneers Academy PCS
5	E.L. Haynes PCS (ES, MS, & HS)
6	Inspired Teaching Demonstration PCS
7	LAMB PCS
8	Lee Montessori (Brookland and East End Campuses)
9	Mundo Verde (Calle Ocho and JF Cooke Campuses)
10	Sojourner Truth PCS
11	The Children's Guild DC Public Charter School
12	Two Rivers PCS (4th Street & Young Campuses)
13	Washington Latin PCS (2nd Street & Cooper Campuses)
14	Washington Yu Ying PCS

DCPS Schools	
1	Barnard Elementary School
2	Capitol Hill Montessori
3	Dorothy I. Height Elementary School
4	Excel Academy
5	Garrison Elementary School
6	H.D. Cooke Elementary School
7	John Lewis Elementary School
8	MacArthur High School
9	Military Road Early Learning Center
10	School-Within-School Goding
11	Stevens Early Learning Center
12	Van Ness Elementary School

 = new for SY23-24

Virtual EdFEST 2022

EdFEST 2022

EdFEST – the District’s annual public school fair – was held virtually on Saturday, Dec. 10, 2022. The event took place from 10 a.m.- 1 p.m. via ExpoXP Platform (the same platform as last year.)



Virtual EdFEST 2022: What Went Well?

Promotional Strategies

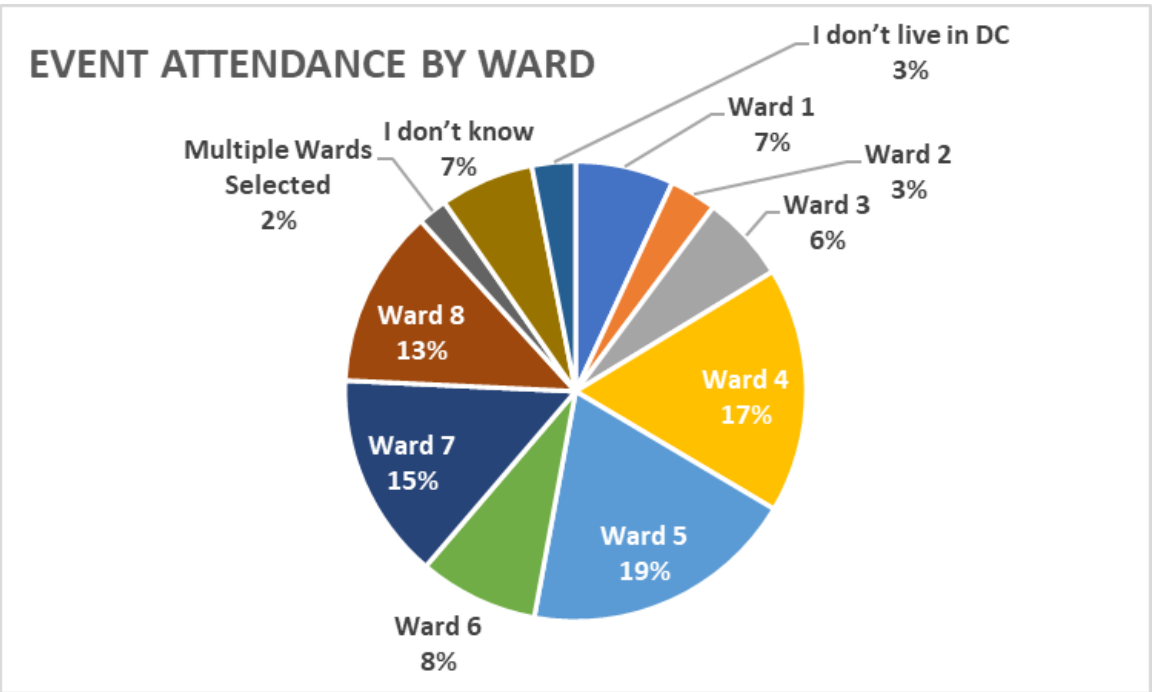
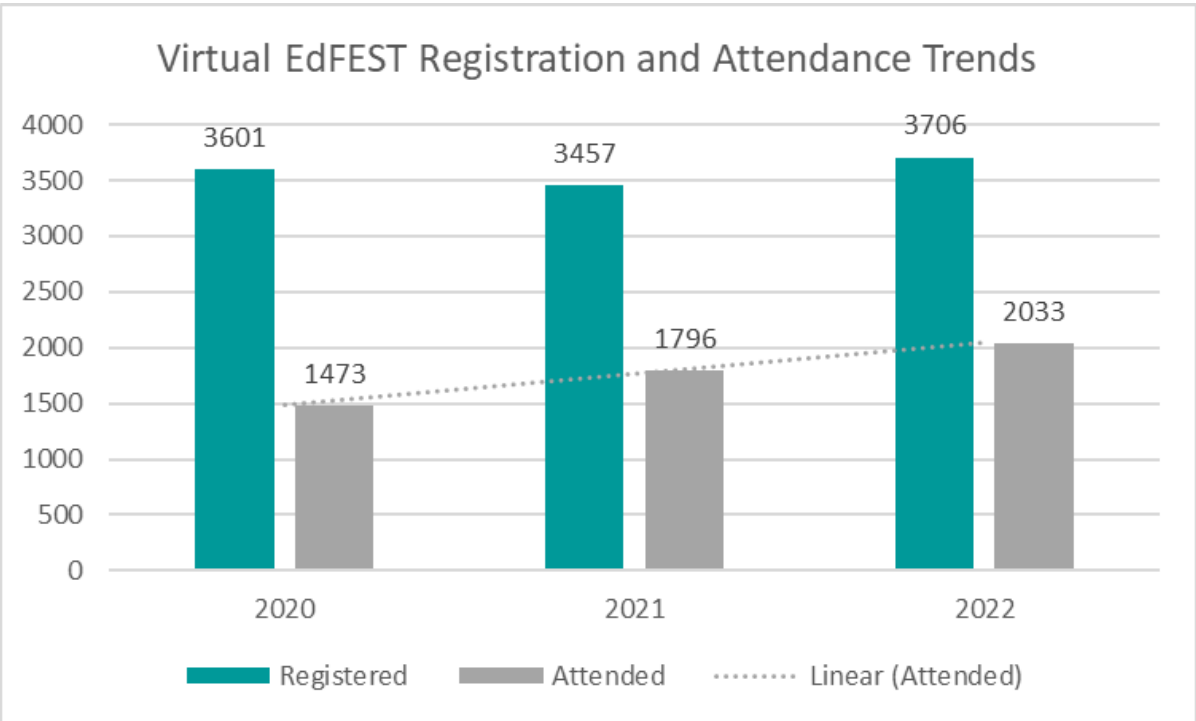
- Phone Banking
- Digital ads
- Radio ads
- Transit and Bus Shelter ads
- Print ads
- Mailers to largest prospective applicant groups
- LEA Marketing Toolkit



Virtual EdFEST 2022: What Went Well?



Registration and Attendance: EdFEST registrations and day attendance numbers both increased in 2022.



Virtual EdFEST 2022: Challenges

Slowness on the site was noticed and reported on Friday, pre-event, by our team. The ExpoXP team investigated the issue and assured us that the issue was resolved and would not be a problem for the day of the event. Unfortunately, that did not prove true, and the satisfaction ratings reflect that.

	2019 (in-person)	2020 (virtual)	2021 (virtual)	2022 (virtual)
Attendees	<i>n size = 606</i>	<i>n size = 202</i>	<i>n size = 90</i>	<i>n size = 67</i>
Overall Satisfaction	92%	58%	70%	30%
Found the event helpful	98%	77%	87%	69%
Exhibitors	<i>n size = 80</i>	<i>n size = 93</i>	<i>n size = 92</i>	<i>n size = 62</i>
Overall Satisfaction	93%	60%	71%	37%
Found the event extremely or well organized	96%	69%	66%	46%
Found our communication before the event helpful or very helpful	99%	97%	90%	92%

Virtual EdFEST 2022: Next Steps

We requested and were eventually granted a **full refund** from ExpoXP. **\$30,000 was returned to our outreach budget.**

Proposed Plan for Funds:

Investing in marketing and promotional support for Enrollment Saturday on April 29, 2023. To include:

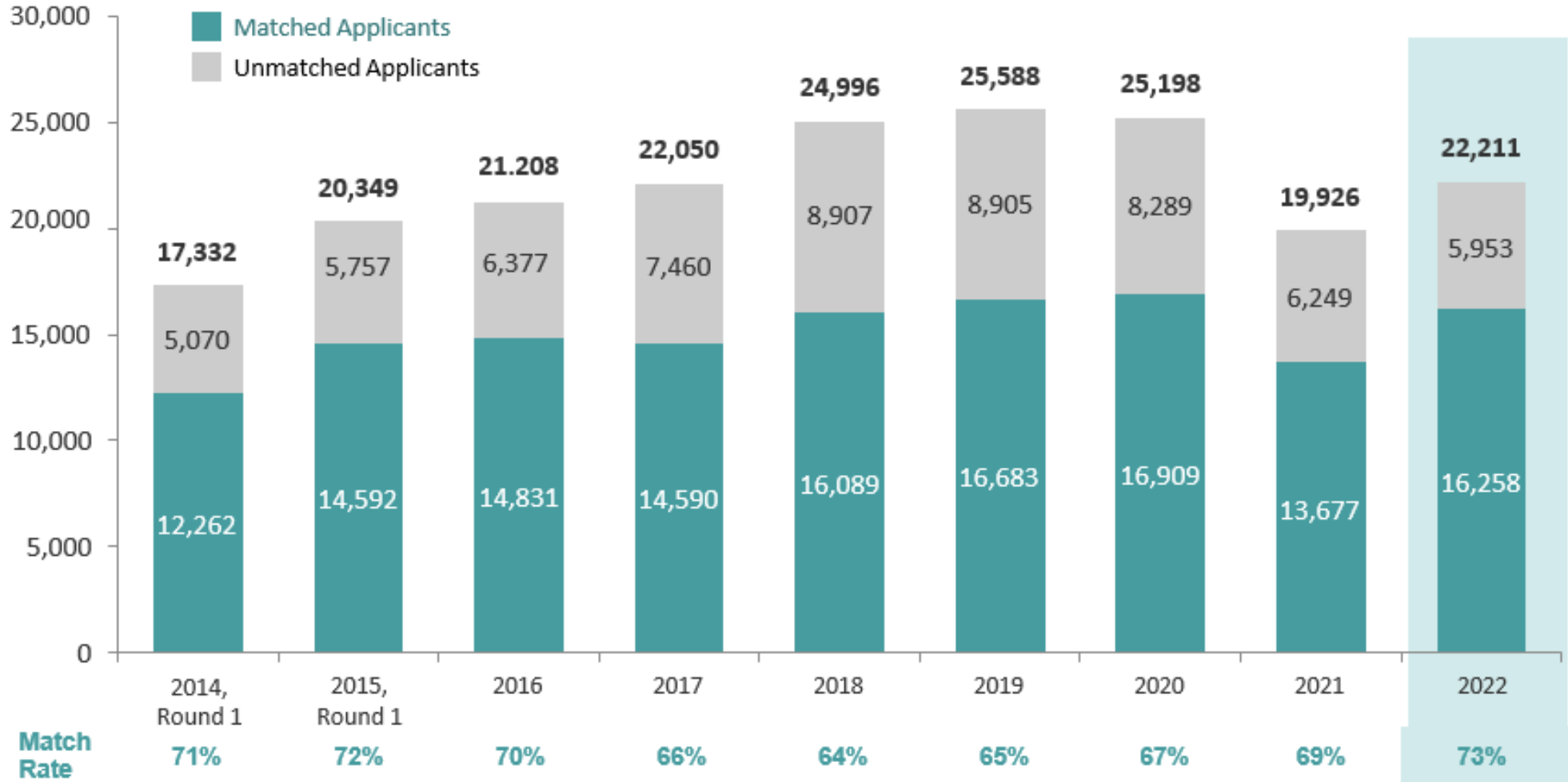
- Dedicated emails and text messages to matched families.
- Dedicated landing page for Enrollment Saturday.
- Digital Advertising.
- Traditional Advertising (Print, Radio)
- Press Release and Media Engagement.
- Expansion of Phone Banking Script to include Enrollment Saturday information.
- Mini-grants provided to schools to support day-of operational costs

Enrollment Saturday provides an opportunity for families to complete enrollment outside of regular school hours at their school.

Discussion for CLB: does this seem like the right approach?

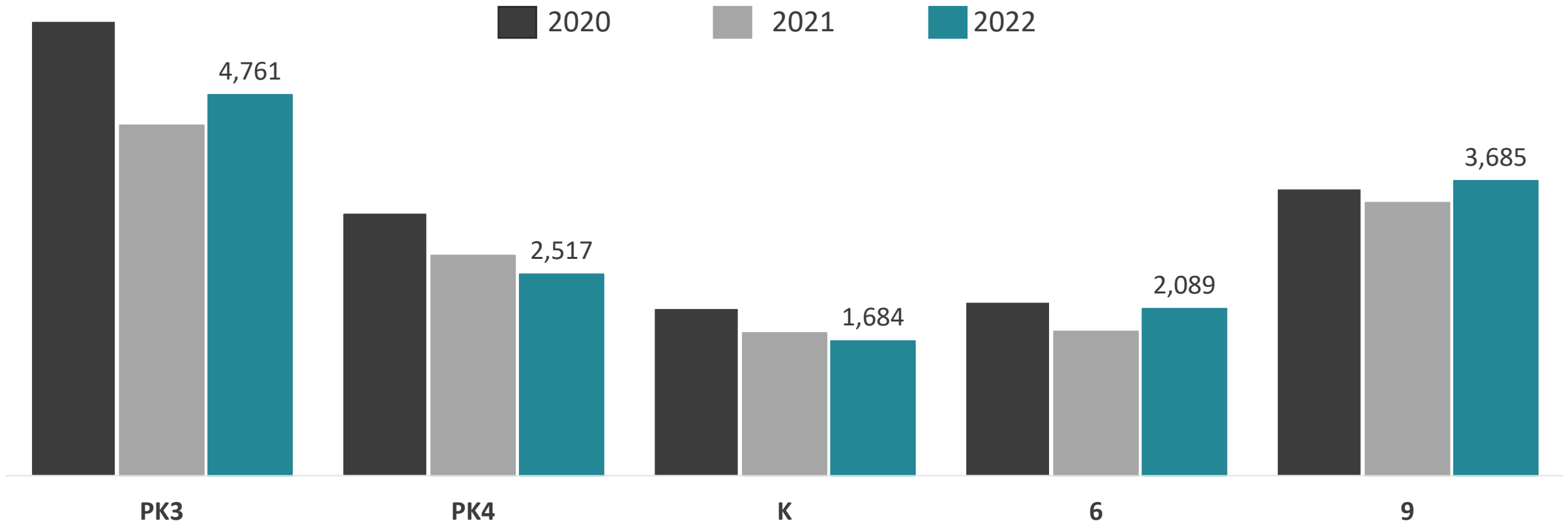
SY2023-24 Application Trends

Refresher: 2022-2023



Refresher: 2022-2023 Entry Grade Trends

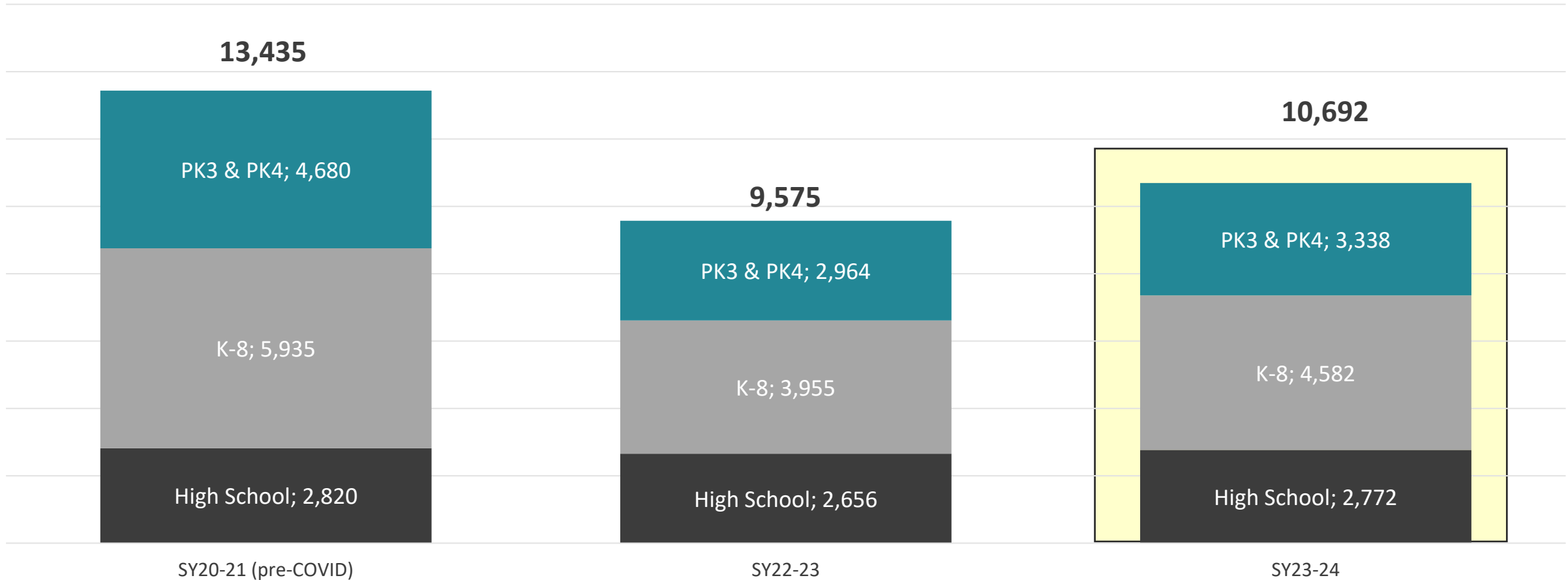
Most grades saw an increase in applicants, while PK4 and Kindergarten did not.



Final Application Numbers on Deadline Day

SY23-24 Application Trends So Far

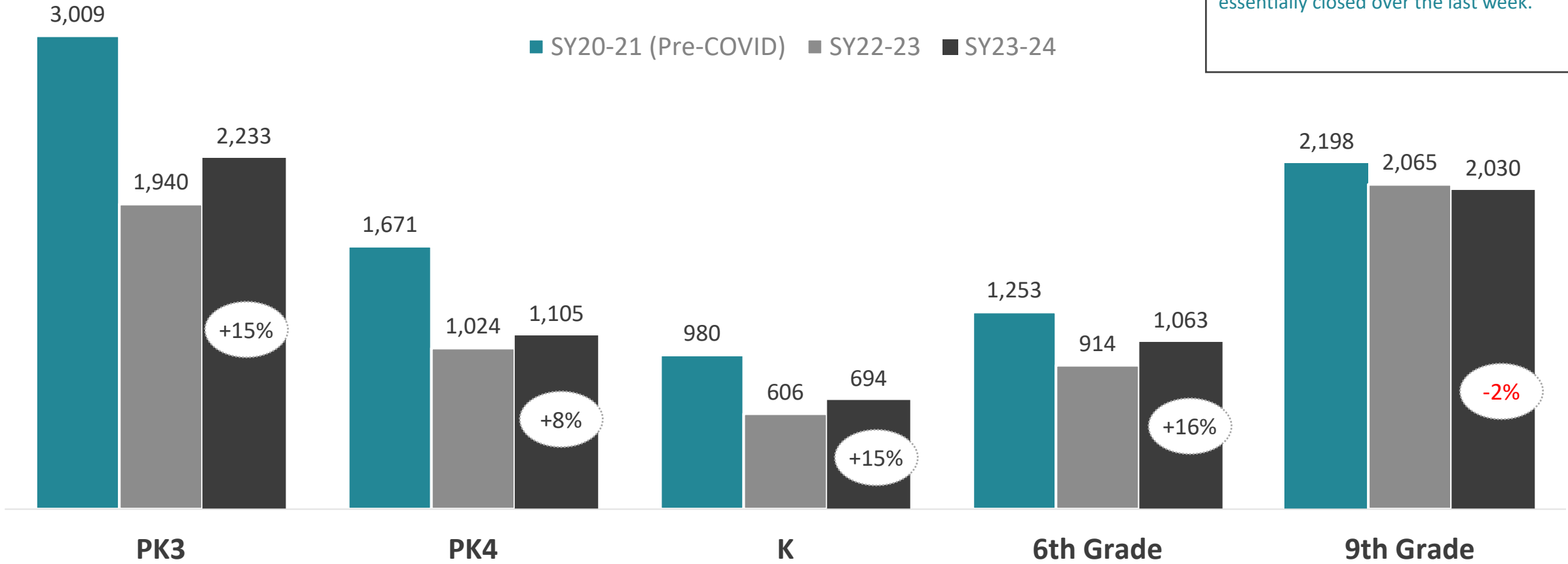
Overall applicant numbers are up 12% relative to the same time last year.



Note: data compares 1/25/2023 vs. 1/26/2022 and 1/27/2020.

Application Trends – Transition Grades

We were initially concerned with the 9th grade numbers but are pleased to see the gap has essentially closed over the last week.



Note: data compares 1/25/2023 vs. 1/26/2022 and 1/27/2020.

Looking Forward: The Future of EdFEST

Future of EdFEST Working Group



The Future of EdFEST Working Group will determine how EdFEST can best achieve its goal of providing students and families with direct access to the District’s public school options (PK3 – Grade 12) in advance of the My School DC lottery application cycle.

Future of EdFEST Working Group:

Where we are now

Based on the first three meetings and feedback received from families and schools on the EdFEST survey*, we have narrowed it down to two proposals:

1. One in-person event similar to pre-COVID EdFESTs
2. Two separate grade-based events (likely PK3 - 8 and HS)

Upcoming Meeting Goals

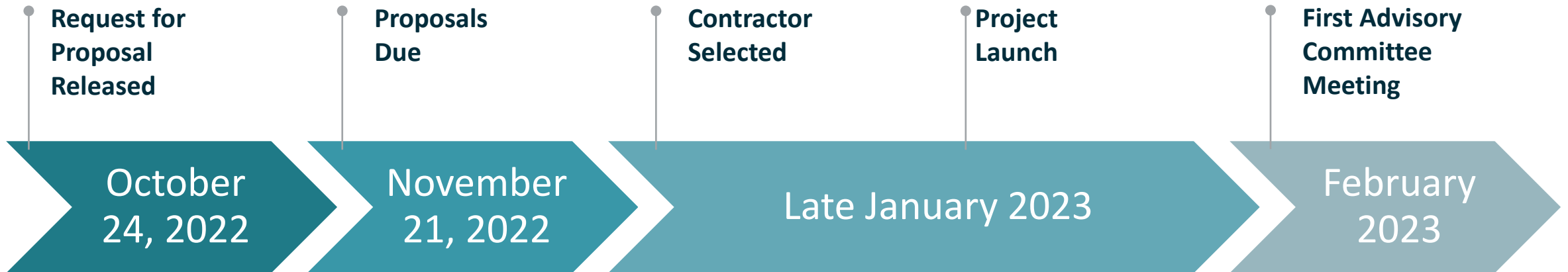
- Flesh out the details of these two proposals (location, timing, budget implications)
- Determine a preferred option
- Draft proposal for the CLB's review in May

**Summary of those meetings and survey results can be found in the Appendix*

Student Assignment & Boundary Study

Student Assignment & Boundary Study

Status to Date



See the appendix for more information on the background, goals, scope, and community engagement plan.

DC Education Master Facilities Plan 2023

Concurrent Study

- Conducting a Master Facilities Plan (MFP)
- Intending to ensure that school facilities are efficiently utilized, are modernized, and are well maintained
- Supporting Boundary and Student Assignment study
- Resulting in a 5 to 10-year plan due September 2023

Data Request - Vote

DME - Student Assignment & Boundary Study

The DME plans to quantify applicant level data to analyze PK demand, specialized programming (think Dual Language), and the use of lottery preferences for equity practices wholistically. This data would inform both the Boundary and MFP studies.

The DME plans to publish data tables on applicant demand and outcomes by neighborhood geography and school type, which no one has published previously. Their initial list of new summarized data points is on page 5 in the attached.

What new information are they requesting?

Lottery Applicant Data (SY19-20 through SY22-23), including*:

- USI
- Lottery Grade
- Home Address
- School/s applied to, rank order, lottery result, preferences awarded

***Please find full proposal in Team Chat – full list of requested data on page 4**

DC Policy Center

D.C. Policy Center plans to follow up on their [2020 Equitable Access analysis](#), where they hypothesized that the preference would increase the number of At-Risk students enrolled at participating schools with longer waitlists.

This request is different from our prior EA requests in that D.C. Policy Center is local and has in the past included PAVE and other community feedback into their report, providing a qualitative mix the prior applicants cannot provide.

What new information are they requesting from My School DC?

- Additional Years of Lottery Data
 - First Analysis: SY17-18 to SY19-20
 - Present Request: SY19-20 to SY23-24
- One New Variable – My School DC Final Enrollment School Code
 - If this request is approved, D.C. Policy Center will make an additional request to OSSE for enrollment data to complement their analysis.

Please find full proposal in Team Chat

Upcoming Meetings

Next Meeting:

Wednesday,
May 3rd
@2:30 p.m.

Anticipated Agenda Items:

- My School DC Audit Results
- SY2023-24 Lottery Results Summary
- Future of EdFEST Working Group Recommendation

Appendix

Summary of Meetings #1 - 3

Meeting 1 Overview:

- Set Context, Goals, and Expectations for Working Group
- Shared History of In-Person and Virtual EdFEST
- Breakout Sessions focused on aspects of EdFEST that should remain or change

Meeting 2 Overview:

- Shared EdFEST and Lottery Calendar Context
- Breakout Sessions focused on big ideas from Working Group members re: the future of EdFEST
 - One In-Person Event
 - Two In-Person Events (grade-based)
 - Multiple Smaller Events in all 8 Wards (partially funded by My School DC, coordinated by LEAs and community partners)

Meeting 3 Overview:

- Shared research on school districts' events.
- Shared Survey Results of EdFEST attendees
- Floated two proposals:
 1. One in-person event similar to previous pre-COVID EdFESTs
 2. Two separate grade-based events (Likely PK3 - 8 and HS)

Meeting 3 Prep: Comparable Event Research



Laurie Premer, Denver Public Schools

Started as one event at the football stadium. Ultimately broke out into 5 regional events that took place over one week. No events in 2023 due to budget and staff constraints.



Tenika Holden-Flynn, Enroll Indy

Showcase of Schools run by the school districts and not Enroll Indy (including private schools).



Nina Ward, Kansas City Public Schools

Working on strategic plan and reworking event model. Currently hosts PreK and K-12 Events.



Kristen Illarmo, New Orleans Public Schools

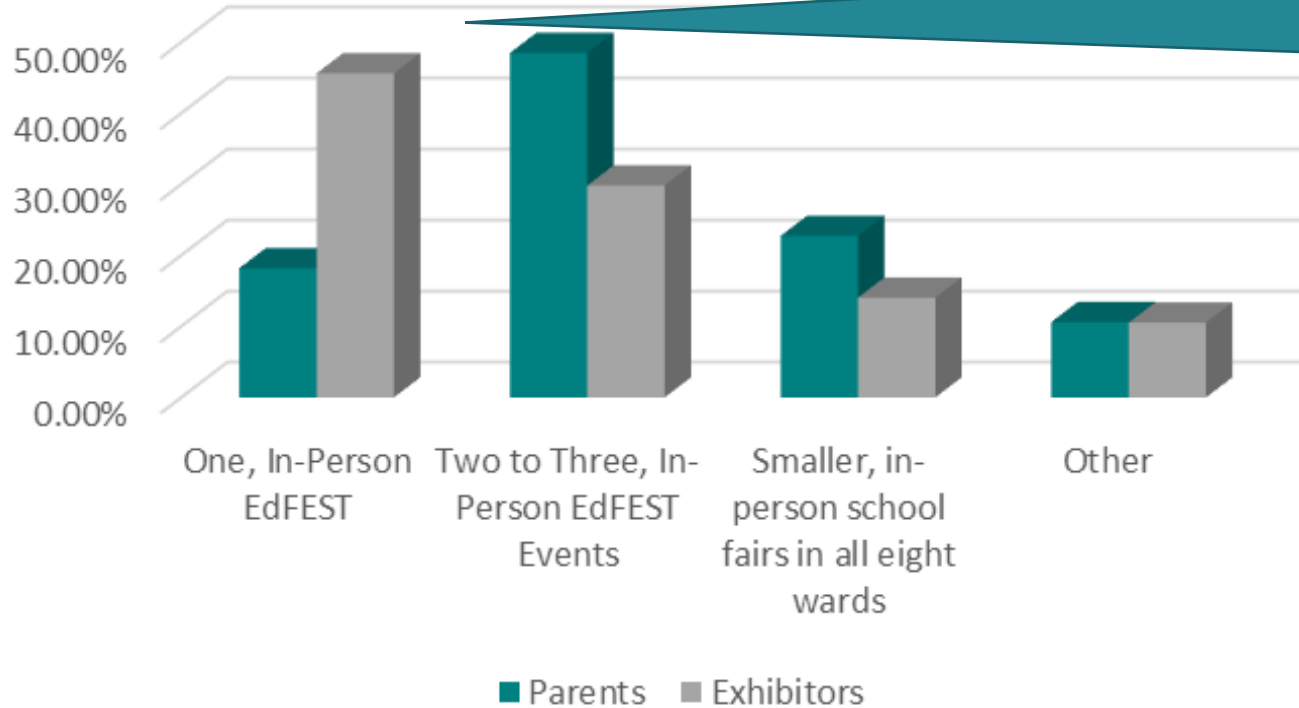
Annual expo event is run by the Urban League not NoLa Public Schools. Located at the Super Dome.

ES/MS and HS events run by NoLa are much smaller. Separate ECE event.



Meeting 3 Prep: Future of EdFEST Survey Results

Future of EdFEST Survey Results



Based on the survey feedback we decided to move forward with exploring the two most popular options.

Student Assignment & Boundary Study

This project will launch in January 2023 and run through December 2023

Background: CM Henderson recently passed a bill that DME conduct the study in 2023 and every 10 years thereafter. Note, **boundaries were last studied in 2013.**

Goals of the Study:

1. Students have clear assignments to schools by right based on DCPS attendance zones and feeder pathways.
2. There is adequate capacity in the geographically zoned DCPS facilities at each grade level (PK, ES, MS, HS), including feeder pathways,
3. There is equitable access among District students to high-quality public schools through assignment and enrollment policies.



**This information
was shared at the
last CLB meeting**

Elements of the study: (examples of the types of elements that will be included in the study)

- Boundaries for new the upcoming new Foxhall ES and Euclid Street MS.
- Potentially identify and recommend adjustments to boundaries and feeder patterns for other projected overcrowded and underutilized schools;
- Consider how DC is ensuring equitable access to high-demand schools

Community engagement:

1. **Advisory committee** of District agency (including DCPS reps), school community, and education stakeholders who reviews information to vet potential recommended options.
2. **Townhall meetings** starting soon after the start of process to provide feedback on guiding principles, analysis, and potential recommendations.
3. Meetings with **individual school communities** to discuss potential boundary revisions.
4. Online opportunities to provide feedback throughout the duration of the project.

How did Equitable Access Influence Waitlists?

We removed the equitable access preference from our waitlist data to understand how the preference might have influenced a qualifying student's opportunity to receive a waitlist offer and found:

- Of the 800 waitlist offers made, 350 (44%) would not have received an offer without the preference.
- Designated seat schools may have reached roughly 1 out of every 3 qualifying students;
- Pure preference schools may have reached 6 out of every 10 qualifying students.

SY22-23 Waitlist Offers* by Participating Equitable Access Schools

	Equitable Access Offers by Oct. 5 th	Would not have received an offer without the Equitable Access preference	
Participating Schools Total	800	350	44%
Designated Seat Schools	159	109	69%
Applied Preference Schools	641	241	38%

*As data cleaning continues, these numbers may continue to shift.